

Scaled data based on original data using
LM-79-08 Approved Method: Electrical and Photometric Measurements of Solid-
State Lighting Products

Test Report Prepared for
Cooper Lighting Solutions
(formerly Eaton)

Brand: STREETWORKS

Report Number: P851481

Luminaire Tested: **GLAN-SB9C-727-U-5WQ**

Issue Date: 6/26/2024

Test Information

Test Method: LM-79-08
Report Number: P851481
TEST IS SCALED FROM IESNA LM-79-08 TEST DATA (G2-2405-108-1)
Test Lab: INNOVATION CENTER
Issue Date: 6/26/2024
Manufacturer: COOPER LIGHTING SOLUTIONS (FORMERLY EATON)
Product Line: STREETWORKS
Catalog Number: GLAN-SB9C-727-U-5WQ
Description: GALLEON AREA AND ROADWAY HIGH DENSITY LED LUMINAIRE
(9) 70 CRI, 2700K, 615mA LIGHTSQUARES WITH 26 LEDS EACH AND TYPE V WIDE OPTICS
Light Source: -
Ballast/Driver: -

Summary

Lumens per Lamp: N/A
Luminaire Lumens: 61361 lumens
Efficiency: N/A
Efficacy: 136.4 lumens/watt
Luminous Opening: Rectangular (W 1.5' x L: 1.5' x H: 0')
IES Classification: Type V - Short
BUG Rating: B5 - U0 - G5

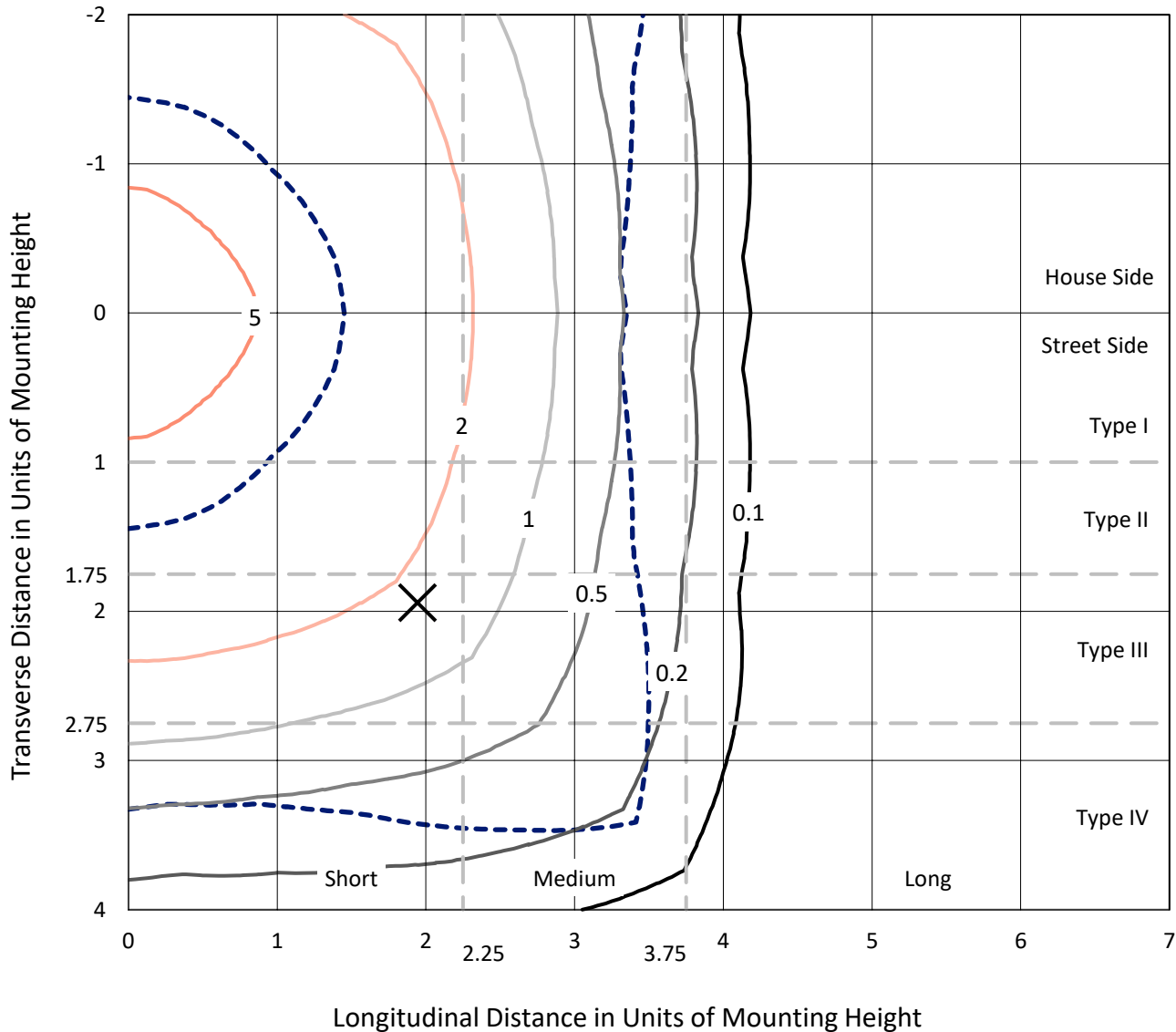
Input Watts (W): 449.8
Input Voltage (V): NR
Input Current (Ain): NR
Voltage Rise (V): NR
Power Factor: NR
Total Harmonic Distortion (THDi): NR
Frequency (hertz): 60
Stabilization Time: NR
Operation Time: NR
Ambient Temperature (°C): NR
Test Distance: 24 FT



REPORT NUMBER: P851481
 CATALOG NUMBER: GLAN-SB9C-727-U-5WQ

Iso-Footcandle Lines of Horizontal Illumination

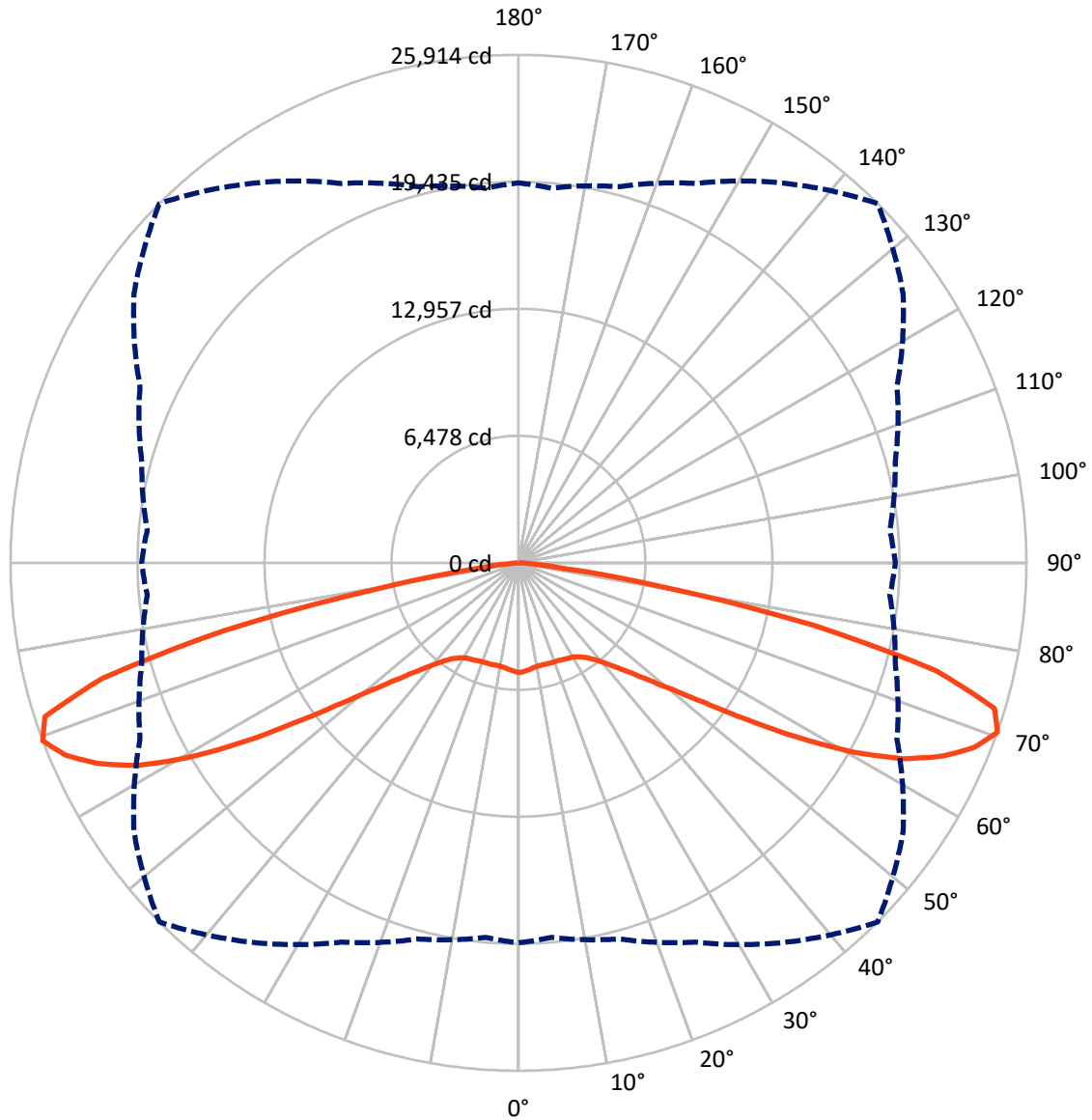
✕ Max cd
 - - - 1/2 Max cd



Based on 25 foot mounting height. Maximum calculated value = 9 fc
 Type V - Short - N/A

REPORT NUMBER: P851481
CATALOG NUMBER: GLAN-SB9C-727-U-5WQ

Luminous Intensity Polar Plot



— Vertical Plane Through 45-Deg Lateral - - - Horizontal Cone Through 70-Deg Vertical

REPORT NUMBER: P851481
 CATALOG NUMBER: GLAN-SB9C-727-U-5WQ

FLUX DISTRIBUTION:

		Downward	Upward	Total
House Side	Lumens	30680.5	0.0	30680.5
	% Fixture	50.0	0.0	50.0
Street Side	Lumens	30680.5	0.0	30680.5
	% Fixture	50.0	0.0	50.0
Total	Lumens	61361.0	0.0	61361.0
	% Fixture	100.0	0.0	100.0

ZONAL LUMENS:

Zone	Lumens	% Fixture
0°-10°	520.7	0.8
10°-20°	1528.9	2.5
20°-30°	2544.2	4.1
30°-40°	3847.7	6.3
40°-50°	6393.9	10.4
50°-60°	12065.1	19.7
60°-70°	20372.4	33.2
70°-80°	13386.8	21.8
80°-90°	701.3	1.1
90°-100°	0.0	0.0
100°-110°	0.0	0.0
110°-120°	0.0	0.0
120°-130°	0.0	0.0
130°-140°	0.0	0.0
140°-150°	0.0	0.0
150°-160°	0.0	0.0
160°-170°	0.0	0.0
170°-180°	0.0	0.0
0°-90°	61361.0	100.0
0°-180°	61361.0	100.0

Coefficient of Utilization



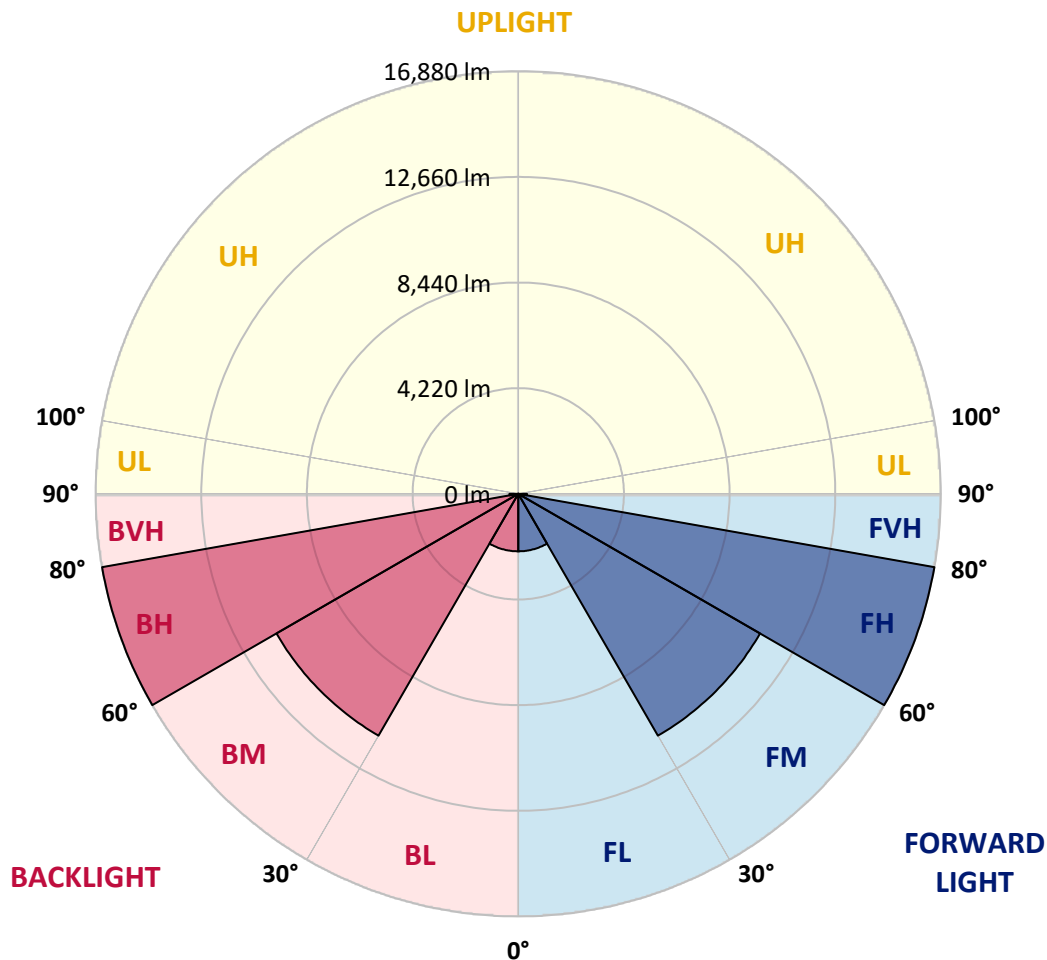
REPORT NUMBER: P851481
 CATALOG NUMBER: GLAN-SB9C-727-U-5WQ

LUMINAIRE CLASSIFICATION SYSTEM LUMEN TABLE AND BUG RATING:

Zone	Lumens	% Fixture	Zone Rating/Lumen Limit		
			B	U	G
FL (0°-30°)	2296.9	3.7			
FM (30°-60°)	11153.3	18.2			
FH (60°-80°)	16879.6	27.5			G5
FVH (80°-90°)	350.7	0.6			G3/500
BL (0°-30°)	2296.9	3.7	B3/2500		
BM (30°-60°)	11153.3	18.2	B5		
BH (60°-80°)	16879.6	27.5	B5		G5
BVH (80°-90°)	350.7	0.6			G3/500
UL (90°-100°)	0.0	0.0		U0/0	
UH (100°-180°)	0.0	0.0		U0/0	

BUG Rating: B5-U0-G5

Type V Short



REPORT NUMBER: P851481
 CATALOG NUMBER: GLAN-SB9C-727-U-5WQ

CANDELA DISTRIBUTION (FULL):

	0°	5°	15°	25°	35°	45°	55°	65°	75°	85°
0°	5597.4	5597.4	5597.4	5597.4	5597.4	5597.4	5597.4	5597.4	5597.4	5597.4
2.5°	5562.3	5578.2	5571.8	5559.1	5559.1	5549.5	5559.1	5565.5	5575.0	5581.4
5°	5488.9	5501.7	5498.5	5488.9	5492.1	5482.5	5488.9	5498.5	5504.9	5508.1
7.5°	5425.1	5437.9	5431.5	5415.6	5415.6	5406.0	5409.2	5418.8	5428.3	5431.5
10°	5409.2	5421.9	5402.8	5377.3	5367.7	5355.0	5358.2	5367.7	5386.9	5396.4
12.5°	5415.6	5425.1	5406.0	5367.7	5358.2	5345.4	5345.4	5355.0	5380.5	5393.2
15°	5434.7	5444.3	5415.6	5374.1	5364.5	5355.0	5351.8	5364.5	5393.2	5415.6
17.5°	5469.8	5479.4	5434.7	5377.3	5364.5	5367.7	5364.5	5374.1	5418.8	5460.2
20°	5501.7	5508.1	5447.5	5377.3	5364.5	5367.7	5364.5	5383.7	5441.1	5498.5
22.5°	5511.2	5517.6	5460.2	5399.6	5390.0	5393.2	5390.0	5409.2	5463.4	5520.8
25°	5514.4	5524.0	5479.4	5431.5	5447.5	5453.8	5447.5	5450.6	5492.1	5543.1
27.5°	5562.3	5575.0	5533.6	5492.1	5501.7	5498.5	5508.1	5517.6	5549.5	5600.5
30°	5661.1	5670.7	5635.6	5594.2	5587.8	5565.5	5594.2	5626.1	5661.1	5705.8
32.5°	5823.8	5842.9	5798.3	5753.6	5724.9	5712.2	5734.5	5788.7	5836.6	5884.4
35°	6094.9	6107.7	6066.2	5983.3	5932.2	5932.2	5951.4	6021.5	6098.1	6158.7
37.5°	6477.6	6493.6	6420.2	6321.3	6244.8	6244.8	6270.3	6343.7	6458.5	6544.6
40°	6943.3	6965.6	6873.1	6771.0	6697.7	6684.9	6716.8	6799.8	6908.2	7016.6
42.5°	7504.6	7530.1	7408.9	7319.6	7262.2	7262.2	7278.2	7354.7	7453.6	7587.5
45°	8222.2	8266.9	8101.0	8011.7	7957.5	7970.3	7979.8	8046.8	8136.1	8289.2
47.5°	9077.0	9121.6	8946.2	8853.7	8844.1	8904.7	8866.5	8914.3	8962.2	9137.6
50°	10046.5	10123.1	10001.9	9995.5	10014.6	10126.3	10037.0	10062.5	10008.3	10119.9
52.5°	11233.0	11344.6	11322.3	11360.6	11574.3	11803.9	11599.8	11510.5	11306.3	11341.4
55°	12671.4	12840.4	12872.3	13102.0	13586.8	14055.6	13621.8	13261.4	12827.7	12747.9
57.5°	14307.6	14441.5	14594.6	15063.4	15969.2	16801.6	15969.2	15171.9	14489.3	14326.7
60°	16068.1	16233.9	16380.6	17072.7	18418.7	19589.2	18393.1	17127.0	16224.4	16004.3
62.5°	17959.4	18173.1	18275.1	19043.8	20613.0	22009.9	20635.3	19101.2	18099.7	17863.7
65°	19774.1	19949.6	20064.4	20884.0	22383.1	23783.2	22485.1	20973.4	19943.2	19633.8
67.5°	20619.3	20715.0	20995.7	21923.8	23505.7	25103.6	23773.6	22022.7	20871.3	20329.1
70°	19381.9	19187.3	19863.4	21349.7	23639.7	25913.7	23945.9	21305.0	19895.3	19015.1
72.5°	14977.3	14642.4	15816.1	18358.1	22108.8	25397.0	22261.9	18501.6	16546.5	14760.4
75°	8148.9	7769.3	9389.5	12604.4	17630.9	22013.1	18035.9	12964.8	10454.8	8088.3
77.5°	2299.5	2156.0	3463.7	6098.1	10604.7	15455.7	11012.9	6232.0	4107.9	2436.7
80°	704.9	682.5	924.9	1837.1	4503.4	7402.5	4328.0	1859.4	1176.9	743.1
82.5°	417.8	382.7	459.3	669.8	1148.2	2325.1	1116.3	698.5	561.3	376.3
85°	239.2	223.3	271.1	325.3	385.9	494.4	322.1	331.7	299.8	200.9
87.5°	98.9	89.3	105.2	102.1	89.3	114.8	86.1	102.1	121.2	79.7
90°	0.0	0.0	0.0	0.0	0.0	0.0	0.0	0.0	0.0	0.0

(END C

90°
5597.4
5578.2
5508.1
5431.5
5396.4
5396.4
5418.8
5460.2
5501.7
5520.8
5539.9
5587.8
5696.2
5865.3
6136.4
6512.7
6981.5
7578.0
8282.8
9086.5
10052.9
11223.4
12623.6
14211.9
15812.9
17672.3
19480.7
20335.5
19225.6
15203.8
8614.5
2707.8
784.6
408.2
210.5
73.4
0.0

OF REPORT)